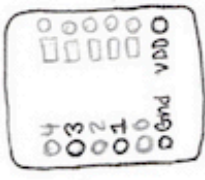


POM POM TOUCH SENSORS

COMPONENTS

INPUT PINS

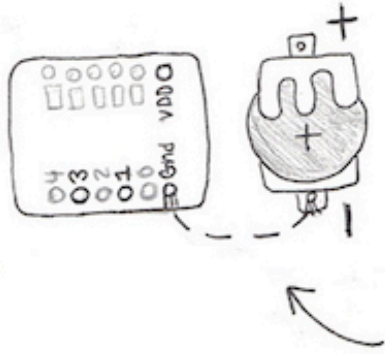


AT420T1070 TOUCH SENSE BOARD



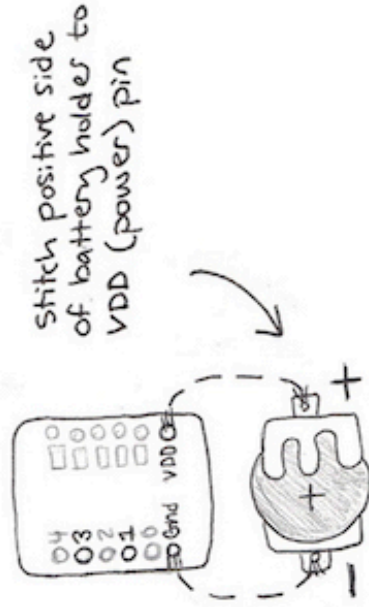
3V BATTERY IN SEWABLE HOLDER

STEP 1



stitch negative side of battery holder to Gnd (ground) pin


STEP 2



stitch positive side of battery holder to VDD (power) pin


STEP 3

Sew pom poms to input pins 1 and 3



COMPLETED CIRCUIT

INPUT (TOUCH SENSITIVE POM POMS)



OUTPUT (LEDS)

